

THE FOLLOWING IS A LIST OF PROJECTS THAT YOU WILL CHOOSE FROM FOR YOUR 1ST PBL ELA PROJECT.

Project Index

- . Cartoon Strips
- . Movie Poster
- . Mobile
- . Newspaper
- . Costume Design
- . Shadowbox
- . Video Recording
- . Movie Trailer
- . Podcast
- . Music Playlist
- . Poetry Journal
- . Scrapbook
- . Sales Brochure
- . Graphic Novel


STUDENT TIP

Digital projects are great for students who have a technical mind and are savvy when it comes to technology. 5 projects are included in the digital projects section, and those are: movie trailer, video, graphic novel, podcast, and music playlist.



Digital PROJECTS

| MOVIE TRAILER | GRAPHIC NOVEL | PODCAST | MUSIC PLAYLIST |
|--|---|---|--|
| <p>Description: Create a movie trailer for a movie version of the novel or play.</p> <p>Project Requirements</p> <ul style="list-style-type: none"> <input type="checkbox"/> Your movie trailer should have a minimum length of 1 minute. <input type="checkbox"/> Your movie trailer should include details about your commercial. <input type="checkbox"/> Your movie trailer should include "actors/actresses". <input type="checkbox"/> Your movie trailer should have effects (music, transition slides). <input type="checkbox"/> Your movie trailer should be visually appealing to your target audience. <input type="checkbox"/> Include a title of your movie trailer. <input type="checkbox"/> It must be evident that you put forth time and creativity. <p>Due Date: _____</p> | <p>Description: Create a graphic novel that depicts a variety of scenes, events, from the novel or play you are reading.</p> <p>Project Requirements</p> <ul style="list-style-type: none"> <input type="checkbox"/> Your graphic novel should have a minimum length of 10 pages. <input type="checkbox"/> Your graphic novel should include a variety of scenes, events, characters and important events that happen in the novel or play. <input type="checkbox"/> You may create your graphic novel in OR on the computer. <input type="checkbox"/> Your graphic novel should be visually appealing to your target audience. <input type="checkbox"/> It must be evident that you put forth time and creativity. <p>Due Date: _____</p> | <p>Description: Create a news podcast announcing important events and other important details from the novel or play you are reading.</p> <p>Project Requirements</p> <ul style="list-style-type: none"> <input type="checkbox"/> Your podcast should be a minimum of 5 minutes long. <input type="checkbox"/> Your podcast should highlight a minimum of 3 significant events that happen in the novel. <input type="checkbox"/> When creating your podcast, make sure your voice is clear and understandable. <input type="checkbox"/> Create a script to go with your podcast. Practice rehearsing prior to recording your newscast. <input type="checkbox"/> Your podcast should be grammatically correct. <input type="checkbox"/> Your podcast/news station should have a title, date, and author/speaker. <input type="checkbox"/> It must be evident that you put forth time, effort, and creativity. <p>Due Date: _____</p> | <p>Description: Create a music playlist that highlights the themes that are present in the novel or play you are reading.</p> <p>Project Requirements</p> <ul style="list-style-type: none"> <input type="checkbox"/> Your playlist should have a theme related to the novel or play. <input type="checkbox"/> Your playlist should have a minimum of 10 songs. <input type="checkbox"/> Your playlist should include a rationale for each of the songs chosen. <input type="checkbox"/> Create a list with the title of the song and a link to YouTube. <input type="checkbox"/> Your playlist must not contain anything that is not school appropriate. <input type="checkbox"/> Create a cover page for your playlist that is visually appealing to the audience. <input type="checkbox"/> Include a title of your playlist on the front. <input type="checkbox"/> It must be evident that you put forth time, effort, and creativity. <p>Due Date: _____</p> |



VIDEO

Description: Create a video that accurately portrays significant scenes that happen in the novel or play you are reading.

Project Requirements

- Your video must be at least 10 minutes long.
- Your video must have at least 5 scenes from the novel.
- Your video must include digital effects such as: music, transition slides, and subtext
- In addition to creating your video, you will need a detailed script including actors/actresses, scene changes, lines, and stage directions.
- It must be evident that you put forth time, effort, and creativity.

Due Date: _____

VIDEO RUBRIC

Student Name: _____

| CATEGORY | 4 | 3 | 2 | 1 |
|--------------|---|---|--|---|
| Presentation | Well-rehearsed with smooth delivery that holds audience attention. | Rehearsed with fairly smooth delivery that holds audience attention most of the time. | Delivery not smooth, but able to maintain interest of the audience most of the time. | Delivery not smooth and audience attention often lost. |
| Requirements | All requirements are met and exceeded. | All requirements are met. | One requirement was not completely met. | More than one requirement was not completely met. |
| Originality | Product shows a large amount of original thought. Ideas are creative and inventive. | Product shows some original thought. Work shows new ideas and insights. | Uses other people's ideas (giving them credit), but there is little evidence of original thinking. | Uses other people's ideas, but does not give them credit. |
| Content | Covers topic in-depth with details and examples. Subject knowledge is excellent. | Includes essential knowledge about the topic. Subject knowledge appears to be good. | Includes essential information about the topic but there are 1-2 factual errors. | Content is minimal OR there are several factual errors. |
| Graphics | Video/commercial contains multiple graphics such as music and transition slides. | Video/commercial contains some graphics such as music and transition slides. | Video/commercial only has 1-2 graphics. | Video/commercial has zero graphics. |



MOVIE TRAILER

Description: Create a movie trailer advertising the movie version of the novel or play you are reading.

Project Requirements

- Your movie trailer should have a theme related to the novel or play.
- Your movie trailer should be a minimum of 3 minutes long.
- Your movie trailer should include a script with details about your commercial.
- Your movie trailer should include at least 3 “actors/actresses”.
- Your movie trailer should have a variety of special effects (music, transition slides, etc).
- Your movie trailer should be visually appealing to your target audience.
- Include a title of your movie somewhere in the commercial.
- It must be evident that you put forth time, effort, and creativity.

Due Date: _____

TRAILER RUBRIC

Student Name: _____

| CATEGORY | 4 | 3 | 2 | 1 |
|--------------|---|---|--|---|
| Presentation | Well-rehearsed with smooth delivery that holds audience attention. | Rehearsed with fairly smooth delivery that holds audience attention most of the time. | Delivery not smooth, but able to maintain interest of the audience most of the time. | Delivery not smooth and audience attention often lost. |
| Requirements | All requirements are met and exceeded. | All requirements are met. | One requirement was not completely met. | More than one requirement was not completely met. |
| Originality | Product shows a large amount of original thought. Ideas are creative and inventive. | Product shows some original thought. Work shows new ideas and insights. | Uses other people's ideas (giving them credit), but there is little evidence of original thinking. | Uses other people's ideas, but does not give them credit. |
| Content | Covers topic in-depth with details and examples. Subject knowledge is excellent. | Includes essential knowledge about the topic. Subject knowledge appears to be good. | Includes essential information about the topic but there are 1-2 factual errors. | Content is minimal OR there are several factual errors. |
| Graphics | Video/commercial contains multiple graphics such as music and transition slides. | Video/commercial contains some graphics such as music and transition slides. | Video/commercial only has 1-2 graphics. | Video/commercial has zero graphics. |



PODCAST

Description: Create a news podcast announcing important events and other important details in the novel or play you are reading.

Project Requirements

- Your podcast should be a minimum of 5 minutes.
- Your podcast should highlight a minimum of 3 significant events that happen in the novel.
- When creating your podcast, make sure your voice is clear and understandable.
- Create a script to go with your podcast. Practice rehearsing prior to recording your newscast.
- Your podcast should be grammatically correct.
- Your podcast/news station should have a title, date, and author/speaker.
- It must be evident that you put forth time, effort, and creativity.

Due Date: _____

PODCAST RUBRIC

Student Name: _____

| CATEGORY | 4 | 3 | 2 | 1 |
|--------------------------|--|---|--|---|
| Speaks clearly | Speaks clearly and distinctly all of the time and mispronounces no words. | Speaks clearly and distinctly all of the time but mispronounces 1 or more words. | Speaks clearly and distinctly most of the time and mispronounces no words. | Does NOT speak clearly and distinctly most of the time AND/OR mispronounces more than 1 word. |
| Enthusiasm | Facial expression and body language show a strong interest and enthusiasm about the topic throughout the newscast, but it is not overdone. | Facial expression and body language show a strong interest and enthusiasm about the topic throughout the newscast, but it is somewhat overdone. | Facial expression and body language show some interest and enthusiasm about the topic throughout the newscast. | Facial expression and body language depict apathy or boredom with the topic. |
| Point of View - Purpose | Newscast establishes a purpose at the beginning and maintains that focus throughout! Cohesive newscast. | Establishes a purpose at the beginning, but occasionally wanders from that focus. | The purpose is somewhat clear but many aspects of the newscast seem only slightly related. | It was difficult to figure out the purpose of the newscast. |
| Duration of presentation | The podcast was between 5 and 6 minutes and did not seem hurried or too slow. | The podcast was between 3 and 4 minutes but seemed SLIGHTLY hurried or too slow. | The podcast was between 2 and 3 minutes but seemed VERY hurried or too slow. | The podcast was too long or too short. |



MUSIC PLAYLIST

Description: Create a music playlist that highlights the themes that are present in the novel or play you are reading.

Project Requirements

- Your playlist should have a theme related to the novel or play.
- Your playlist should have a minimum of 10 songs.
- Your playlist should include a rationale for each of the songs chosen.
- Create a list with the title of the song and a link to YouTube.
- Your playlist must not contain anything that is not school appropriate.
- Create a cover page for your playlist that is visually appealing to the audience.
- Include a title of your playlist on the front.
- It must be evident that you put forth time, effort, and creativity.

Due Date: _____

PLAYLIST RUBRIC

Student Name: _____

| CATEGORY | 4 | 3 | 2 | 1 |
|---------------------|--|--|---|--|
| Songs - Originality | Several songs in the playlist show an exceptional degree of student creativity in their creation and/or display. | One or two of the songs on the playlist reflect student creativity in their creation and/or display. | The songs are chosen by the student, but are based on the designs or ideas of others. | No songs made by the student are included. |
| Songs - Relevance | All songs are related to the topic and make it easier to understand. | All songs are related to the topic and most make it easier to understand. | Some songs relate to the topic but others are difficult to understand. | songs do not relate to the topic OR several borrowed graphics do not have a source citation. |
| Content - Accuracy | At least 7 themes or events are addressed in the songs. | 5-6 themes or events are addressed in the songs. | 3-4 themes or events are addressed in the songs. | Less than 3 themes or events are addressed in the songs. |
| Creativity | The playlist is exceptionally attractive in terms of design, layout, and neatness. | The playlist is attractive in terms of design, layout and neatness. | The playlist is acceptably attractive though it may be a bit messy. | The playlist is distractingly messy or very poorly designed. It is not attractive. |



GRAPHIC NOVEL

Description: Create a graphic novel that accurately depicts a variety of scenes, events, and themes from the novel or play you are reading.

Project Requirements

- Your graphic novel should have a theme related to the novel or play.
- Your graphic novel should be a minimum of 15 pages long.
- Your graphic novel should include a title page.
- Your graphic novel should include all main characters and important events that occur in the play or novel.
- You may create your graphic novel in a notebook OR on the computer.
- Your graphic novel should be visually appealing to your target audience
- It must be evident that you put forth time, effort, and creativity.

Due Date: _____

TRUE!

Nervous...
Very dread-
fully nervous
I had been

and am...

-but why will you
say that I am mad?

OBSERVE

how healthily
how calmly

I can tell you the whole story.

It is impossible to say how the
idea first entered my brain...
but once conceived...
It haunted me day and night.

Object.
There was none.
Passion.
There was none.

I loved the old man.



I think it
was his eye...
Yes! It
was this!

He had the eye
of a

VULTURE.

Very gradually



I made up my mind



to rid myself of the eye



forever

-but I found the eye
always closed
and so it was impossible
to do the work.



For it was not the
old man who vexed me

It was his evil eye.


GRAPHIC NOVEL RUBRIC

Student Name: _____

| CATEGORY | 4 | 3 | 2 | 1 |
|----------------------|---|--|---|--|
| Clarity and Neatness | Comic Strip/Graphic novel is easy to read and all elements are so clearly written, labeled, or drawn that another student could create the presentation if necessary. | Comic strip/graphic novel is easy to read and most elements are clearly written, labeled, or drawn. Another person might be able to create the presentation after asking one or two questions. | Comic strip/graphic novel is hard to read with rough drawings and labels. It would be hard for another person to create this presentation without asking lots of questions. | Comic strip/graphic novel is hard to read and one cannot tell what goes where. It would be impossible for another person to create this presentation without asking lots of questions. |
| Spelling & Grammar | No spelling or grammatical mistakes in the comic strip/graphic novel with lots of text. | No spelling or grammatical mistakes in the comic strip/graphic novel with little text. | One spelling or grammatical error in the comic strip/graphic novel | Several spelling and/or grammatical errors in the comic/graphic novel. |
| Required Elements | Comic strip/graphic novel included all required elements as well as a few additional elements. | Comic strip/graphic novel included all required elements and one additional element. | Comic strip/graphic novel included all required elements. | One or more required elements was missing from the comic strip/graphic novel. |
| Content | All content is in the students' own words and is accurate. | Almost all content is in the students' own words and is accurate. | At least half of the content is in the students' own words and is accurate. | Less than half of the content is in the students' own words and/or is accurate. |

STUDENT TIP

Material projects are best for kinesthetic learners who prefer physically creating a concrete project. There are 5 material projects, which include: mobile, board game, costume design, shadowbox, and scrapbook.



Material PROJECTS

| | | | |
|---|---|---|--|
| <p style="text-align: center;">MOBILE</p> <p>Description: Create a mobile device that has at least 10 symbols and/or characters related to the novel or play you are reading.</p> <p><i>Project Requirements</i></p> <ul style="list-style-type: none"> <input type="checkbox"/> Your mobile should accurately represent the symbols and/or characters. <input type="checkbox"/> Your mobile should have a detailed explanation of each individual symbol and gives details of its significance in the novel or play. <input type="checkbox"/> Your mobile must include at least one quote for each symbol in the explanation. <input type="checkbox"/> Your mobile must be 3D. (You can use hangers, string, origami, pictures, etc.) <input type="checkbox"/> It should be evident that you put forth effort, and creativity. <p>Due Date: _____</p> | <p style="text-align: center;">BOARD GAME</p> <p>Description: Create a board game using various symbols, characters, and other important elements from the novel or play you are reading.</p> <p><i>Project Requirements</i></p> <ul style="list-style-type: none"> <input type="checkbox"/> Your game should have a theme related to the novel or play. <input type="checkbox"/> Your game should have a minimum of 5 higher level thinking questions with answers provided. <input type="checkbox"/> Your game should include a guide with directions. <input type="checkbox"/> Your game should include game pieces. <input type="checkbox"/> You may create your game on poster board or the computer. <input type="checkbox"/> Your game should be visually appealing to your target audience. <input type="checkbox"/> Include a title of your game on the front. <input type="checkbox"/> It must be evident that you put forth effort, and creativity. <p>Due Date: _____</p> | <p style="text-align: center;">COSTUME DESIGN</p> <p>Description: Create and design detailed costumes and props for 5 of the characters from the novel or play you are reading.</p> <p><i>Project Requirements</i></p> <ul style="list-style-type: none"> <input type="checkbox"/> Your costume designs must accurately portray the character's personality as described in the novel or play. <input type="checkbox"/> In addition to each character's costume/prop designs, you should write a detailed rationale explaining your choices. Each rationale should be at least two paragraphs. <input type="checkbox"/> Your costume designs should be visually appealing. <input type="checkbox"/> You may bring in your own props and materials, draw them, OR do a mix of both. <input type="checkbox"/> It must be evident that you put forth effort, and creativity. <p>Due Date: _____</p> | <p style="text-align: center;">SHADOWBOX</p> <p>Description: Create a shadowbox that depicts a scene from the novel or play you are reading.</p> <p><i>Project Requirements</i></p> <ul style="list-style-type: none"> <input type="checkbox"/> Your shadowbox should have a theme related to the novel or play. <input type="checkbox"/> Your shadowbox should have a minimum of 7 3D objects included. <input type="checkbox"/> Your shadowbox should include a rationale explaining which scene you chose and why you set up the shadowbox the way you did. <input type="checkbox"/> You may create your shadowbox using household items or store purchased items. <input type="checkbox"/> Your shadowbox should be visually appealing to your target audience. <input type="checkbox"/> Include a title for your shadowbox on the front. <input type="checkbox"/> It must be evident that you put forth effort, and creativity. <p>Due Date: _____</p> |
|---|---|---|--|



MOBILE

Description: Create a mobile device that includes at least 10 symbols and/or characters from the novel or play you are reading.

Project Requirements

- Your mobile should accurately represent 10 symbols and/or characters.
- Your mobile should have a detailed explanation of each individual symbol that gives details of its significance in the novel.
- Your mobile must include at least ONE direct quote for each symbol in the explanation.
- Your mobile must be 3D. (You can use coat hangers, string, origami, pictures, illustrations, scrapbooking supplies, etc)
- It should be evident that you put forth time, effort, and creativity.

Due Date: _____



MOBILE RUBRIC

Student Name: _____

| CATEGORY | 4 | 3 | 2 | 1 |
|------------------------|---|--|---|---|
| Use of Class Time | Used time well during each class period. Focused on getting the project done. Never distracted others. | Used time well during each class period. Usually focused on getting the project done and never distracted others. | Used some of the time well during each class period. There was some focus on getting the project done but occasionally distracted others. | Did not use class time to focus on the project OR often distracted others. |
| Graphics - Originality | Several of the graphics used on the mobile reflect a exceptional degree of student creativity in their creation and/or display. | One or two of the mobile used on the poster reflect student creativity in their creation and/or display. | The graphics are made by the student, but are based on the designs or ideas of others. | No graphics made by the student are included. |
| Graphics - Relevance | All graphics are related to the topic and make it easier to understand. All borrowed graphics have a source citation. | All graphics are related to the topic and most make it easier to understand. All borrowed graphics have a source citation. | All graphics relate to the topic. Most borrowed graphics have a source citation. | Graphics do not relate to the topic OR several borrowed graphics do not have a source citation. |
| Content - Accuracy | At least 7 accurate facts or themes are displayed on the mobile. | 5-6 accurate facts or themes are displayed on the mobile. | 3-4 accurate facts or themes are displayed on the mobile. | Less than 3 accurate facts are displayed on the mobile. |



COSTUME DESIGN

Description: Create and design detailed costumes and props for 5 of the characters in the novel or play you are reading.

Project Requirements

- Your costume designs must accurately portray the character's personality as seen in the novel or play.
- In addition to each character's costume/prop designs, you should write a detailed rationale explaining your choices.
 - ✓ Each rationale should be at least two full paragraphs.
- Your costume designs should be visually appealing.
- You may bring in your own props and materials, draw them, OR do a mix of both.
- It must be evident that you put forth time, effort, and creativity.

Due Date: _____

DESIGN RUBRIC

Student Name: _____

| CATEGORY | 4 | 3 | 2 | 1 |
|--------------------------|--|---|--|---|
| Creativity | Totally original design, no element is an exact copy of designs seen in source material. | Most of the mask elements are unique, but 1 element may be copied from source material. | Some aspects of the mask are unique, but several elements are copied from source materials or other students. | The mask is a copy of a mask seen in source material or one made by another student (80% or more of elements are copied). |
| Details | Costume design details are all easily viewed and identifiable from across the classroom. | Most costume design details are easily viewed and identifiable from across the classroom. | Most costume design details are easily identified when the mask is seen close-up. | Many costume design details are too small or are not clear. |
| Rationale for characters | The student can answer 3 questions correctly about how the costume relates to the culture or story being studied. | The student can answer 2 questions correctly about how the costume relates to the culture or story being studied. | The student can answer 1 question correctly about how the costume relates to the culture or story being studied. | The student does not understand how the costume relates to the culture or story being studied. |
| Time and Effort | Class time was used wisely. Much time and effort went into the planning and design of the costumes. It is clear the student worked at home as well as at school. | Class time was used wisely. Student could have put in more time and effort at home. | Class time was not always used wisely, but student did do some additional work at home. | Class time was not used wisely and the student put in no additional effort. |



SHADOWBOX

Description: Create a shadowbox that depicts a scene from the novel or play you are reading.

Project Requirements

- Your shadowbox should have a theme related to the novel or play.
- Your shadowbox should have a minimum of 7 3D objects included.
- Your shadowbox should include a rationale explaining which scene you chose and why you set up the shadowbox the way you did.
- You may create your shadowbox using household items or store purchased items.
- Your shadowbox should be visually appealing to your target audience
- Include a title for your shadowbox on the front
- It must be evident that you put forth time, effort, and creativity.

Due Date: _____

SHADOW/BOX RUBRIC

Student Name: _____

| CATEGORY | 4 | 3 | 2 | 1 |
|--------------------|--|--|---|---|
| Creativity | Several of the graphics or objects used in the collage reflect an exceptional degree of student creativity in their creation and/or display | One or two of the graphics or objects used in the collage reflect student creativity in their creation and/or display. | One or two graphics or objects were made or customized by the student, but the ideas were typical rather than creative (.e.g, apply the emboss filter to a drawing in Photoshop). | The student did not make or customize any of the items on the collage. |
| Design | Graphics are trimmed to an appropriate size and interesting shape and are arranged well, some in front and some behind. Care has been taken to balance the pictures across the canvas. | Graphics are trimmed to an appropriate size and interesting shape and are arranged with some items in front and others behind. The canvas, however does not appear balanced. | Graphics have been trimmed to an appropriate size and shape, but the arrangement of items is not very attractive. It appears there was not a lot of planning of the item placement. | Graphics are untrimmed OR of inappropriate size and/or shape. It appears little attention was given to designing the collage. |
| Attention to Theme | The student gives a reasonable explanation of how every item in the collage is related to the assigned theme. For most items, the relationship is clear without explanation. | The student gives a reasonable explanation of how most items in the collage are related to the assigned theme. For many of the items, the relationship is clear without explanation. | The student gives a fairly reasonable explanation of how most items in the collage are related to the assigned theme. | The student\'s explanations are weak and illustrate difficulty understanding how to relate items to the assigned theme. |
| Time and Effort | Class time was used wisely. Much time and effort went into the planning and design of the collage. It is clear the student worked at home as well as at school. | Class time was used wisely. Student could have put in more time and effort at home. | Class time was not always used wisely, but student did do some additional work at home. | Class time was not used wisely and the student put in no additional effort. |



SCRAPBOOK

Description: Create a scrapbook that highlights important events and scenes that happen in the novel or book you are reading.

Project Requirements

- Your scrapbook should have a theme related to the novel or play.
- Your scrapbook should have a minimum of 15 pages that highlight different themes, scenes, and events in the novel or play.
- Your scrapbook should include a rationale for each page (2 paragraphs each).
- You may create your scrapbook in a binder or digitally.
- Your scrapbook should be visually appealing to your target audience.
- Include a title of your scrapbook on the front cover.
- It must be evident that you put forth time, effort, and creativity.

Due Date: _____


SCRAPBOOK RUBRIC

Student Name: _____

| CATEGORY | 4 | 3 | 2 | 1 |
|------------------------|--|--|--|---|
| Graphics - Originality | Several of the graphics used in the scrapbook reflect a exceptional degree of student creativity in their creation and/or display. | One or two of the graphics used in the scrapbook reflect student creativity in their creation and/or display. | The graphics are made by the student, but are based on the designs or ideas of others. | No graphics made by the student are included. |
| Graphics - Relevance | All graphics are related to the topic and make it easier to understand. All borrowed graphics have a source citation. | All graphics are related to the topic and most make it easier to understand. All borrowed graphics have a source citation. | All graphics relate to the topic. Most borrowed graphics have a source citation. | Graphics do not relate to the topic OR several borrowed graphics do not have a source citation. |
| Content - Accuracy | At least 7 accurate facts or events are displayed in the scrapbook. | 5-6 accurate facts or events are displayed in the scrapbook.. | 3-4 accurate facts are displayed in the scrapbook. | Less than 3 accurate facts are displayed in the scrapbook. |
| Creativity | The poster is exceptionally attractive in terms of design, layout, and neatness. | The poster is attractive in terms of design, layout and neatness. | The poster is acceptably attractive though it may be a bit messy. | The poster is distractingly messy or very poorly designed. It is not attractive. |

STUDENT TIP

Written projects are designed for students who have a knack for attention to detail. These projects are typically visually appealing and detailed in their presentation. Written projects include: cartoon strip, movie poster, newspaper, poetry journal, sales brochure, and plot structure poster



Written PROJECTS

| MOVIE POSTER | NEWSPAPER | POETRY JOURNAL | SALES BROCHURE |
|---|--|---|---|
| <p>Description: Using poster board, create an advertisement for the film version of the play you are reading. Think of the poster you see when you visit the movie theater.</p> <p>Project Requirements</p> <ul style="list-style-type: none"> Your movie poster should be carefully illustrated. Your movie poster should include all elements of plot structure (exposition, rising action, climax, falling action, resolution). Your movie poster should have actors and represent the characters in the novel or play. Your movie poster should be creative and visually appealing. Remember, you are attempting to persuade the viewer. Your movie poster should have a title, date, and a catch phrase. A catch phrase is a quote that will be seen in the movie. In addition to your movie poster, you should write a paragraph synopsis explaining your choice of the movie. It should be evident that you put forth time and effort. <p>Due Date: _____</p> | <p>Description: Create a full newspaper of articles announcing significant events that take place in the novel or play you are reading.</p> <p>Project Requirements</p> <ul style="list-style-type: none"> Your newspaper should have a minimum of 10 articles. Your newspaper should have a minimum of 10 advertisements that relate to the novel or play. If done on the computer, your font size should not be greater than 12. Your newspaper should be grammatically correct. Your newspaper should be visually appealing to your audience. Your newspaper should have a title, date, and author. You can either create your newspaper on the computer or you can use your own supplies. It must be evident that you put forth time and effort and creativity. <p>Due Date: _____</p> | <p>Description: Create a poetry journal including a minimum of 10 poems from the perspective of different characters in the novel or play you are reading.</p> <p>Project Requirements</p> <ul style="list-style-type: none"> Your poetry journal should have a theme related to the novel or play. Your poetry journal should have a minimum of 10 poems that include a variety of figurative language. Your poems should be written from the perspective of different characters in the novel or play. Please identify the speaker of each poem. You may create your poetry journal in a notebook, binder, OR on the computer. Your poetry journal should be visually appealing to your target audience. Include a title of your poetry journal on the front cover. It must be evident that you put forth time, effort, and creativity. <p>Due Date: _____</p> | <p>Description: Create a sales brochure that advertises an object or home in the novel or play you are reading.</p> <p>Project Requirements</p> <ul style="list-style-type: none"> Your sales brochure should have a theme related to the novel or play. Your sales brochure should be typed with font no larger than 12. Your sales brochure should include at least two of the different types of propaganda. Your sales brochure should advertise a symbol, object, or home in the novel or play. Your sales brochure should be visually appealing to your target audience. Include a title of your brochure on the front cover. It must be evident that you put forth time, effort, and creativity. <p>Due Date: _____</p> |



CARTOON STRIP

Description: Using at least ten frames, create a comic strip that accurately portrays the novel or play you are reading. Also, create a “character key” that identifies each character by drawing the person and labeling it.

Project Requirements

- Your comic strip must be at least 10 frames long on poster board.
- Create a “Character Key” shows a representation of each character.
- Your comic strip must be colorfully illustrated
- You must include all aspects of the plot structure (exposition, rising action, climax, falling action, resolution)
- There should not be any blank spaces on the poster board.
- Your comic strip must tell the entire story in detail.
- It must be evident that you put forth time, effort, and creativity.

Due Date: _____

CARTOON STRIP RUBRIC

Student Name: _____

| CATEGORY | 4 | 3 | 2 | 1 |
|----------------------|---|--|---|--|
| Clarity and Neatness | Comic Strip/Graphic novel is easy to read and all elements are so clearly written, labeled, or drawn that another student could create the presentation if necessary. | Comic strip/graphic novel is easy to read and most elements are clearly written, labeled, or drawn. Another person might be able to create the presentation after asking one or two questions. | Comic strip/graphic novel is hard to read with rough drawings and labels. It would be hard for another person to create this presentation without asking lots of questions. | Comic strip/graphic novel is hard to read and one cannot tell what goes where. It would be impossible for another person to create this presentation without asking lots of questions. |
| Spelling & Grammar | No spelling or grammatical mistakes in the comic strip/graphic novel with lots of text. | No spelling or grammatical mistakes in the comic strip/graphic novel with little text. | One spelling or grammatical error in the comic strip/graphic novel | Several spelling and/or grammatical errors in the comic/graphic novel. |
| Required Elements | Comic strip/graphic novel included all required elements as well as a few additional elements. | Comic strip/graphic novel included all required elements and one additional element. | Comic strip/graphic novel included all required elements. | One or more required elements was missing from the comic strip/graphic novel. |
| Content | All content is in the students' own words and is accurate. | Almost all content is in the student's own words and is accurate. | At least half of the content is in the students' own words and is accurate. | Less than half of the content is in the students' own words and/or is accurate. |



MOVIE POSTER


Description: Using poster board, create an advertisement for the film version of the novel or play you are reading. Think of the advertisements you see when you visit the movie theatre!

Project Requirements

- Your movie poster should be colorfully illustrated.
- Your movie poster should include all elements of the plot structure (exposition, rising action, climax, falling action, resolution).
- Your movie poster should have actors and/or actresses that represent the characters in the novel or play.
- Your movie poster should be creative and eye catching. Remember, you are attempting to persuade viewers to watch the movie!
- Your movie poster should have a title, date of release, and catch phrase. A catch phrase is a quote that accurately describes what will be seen in the movie.
- In addition to your movie poster, you should include a 3 paragraph synopsis explaining your choices.
- It should be evident that you put forth time, effort, and creativity.

Due Date: _____

I AM NOT A MADMAN WOULD A MADMAN BE SO CLEVER THE EYE ON THAT EYE



I AM NOT A MADMAN WOULD A MADMAN BE SO CLEVER

I AM NOT A MADMAN WOULD A MADMAN BE SO CLEVER

THE TELL TALE




HEART!



I AM NOT A MADMAN WOULD A MADMAN BE SO CLEVER

The Black Cat

By: Edgar Allan Poe
Illustrated by: [Signature]



This story is about a man who is very kind and generous to his animals. He has a white cat and a black cat. One day, the black cat is very angry with him and he kills it. He then kills his wife and buries her in the garden. The black cat is very angry with him and he kills it. He then kills his wife and buries her in the garden. The black cat is very angry with him and he kills it. He then kills his wife and buries her in the garden.

MOVIE POSTER RUBRIC

Student Name: _____

| CATEGORY | 4 | 3 | 2 | 1 |
|------------------------|--|--|--|---|
| Graphics -Clarity | Graphics are all in focus and the content easily viewed and identified from 6 ft. away. | Most graphics are in focus and the content easily viewed and identified from 6 ft. away. | Most graphics are in focus and the content is easily viewed and identified from 4 ft. away. | Many graphics are not clear or are too small. |
| Graphics - Originality | Several of the graphics used on the poster reflect an exceptional degree of student creativity in their creation and/or display. | One or two of the graphics used on the poster reflect student creativity in their creation and/or display. | The graphics are made by the student, but are based on the designs or ideas of others. | No graphics made by the student are included. |
| Graphics - Relevance | All graphics are related to the topic and make it easier to understand. All borrowed graphics have a source citation. | All graphics are related to the topic and most make it easier to understand. All borrowed graphics have a source citation. | All graphics relate to the topic. Most borrowed graphics have a source citation. | Graphics do not relate to the topic OR several borrowed graphics do not have a source citation. |
| Required Elements | The poster includes all required elements as well as additional information. | All required elements are included on the poster. | All but 1 of the required elements are included on the poster. | Several required elements were missing. |
| Knowledge Gained | Student can accurately answer all questions related to facts in the poster and processes used to create the poster. | Student can accurately answer most questions related to facts in the poster and processes used to create the poster. | Student can accurately answer about 75% of questions related to facts in the poster and processes used to create the poster. | Student appears to have insufficient knowledge about the facts or processes used in the poster. |



NEWSPAPER

Description: Create a full newspaper of at least 5 articles announcing significant events that took place in the novel or play you are reading.

Project Requirements

- Your newspaper should have a minimum of 5 articles.
- Your newspaper should have a minimum of 2 advertisements that relate to the novel or play.
- If done on the computer, your font size should not be greater than 12.
- Your newspaper should be grammatically correct.
- Your newspaper should be visually appealing to your audience.
- Your newspaper should have a title, date, and author.
- You can either create your newspaper on the computer or you can use your own supplies.
- It must be evident that you put forth time, effort, and creativity.

Due Date: _____

NEWSPAPER RUBRIC

Student Name: _____

| CATEGORY | 4 | 3 | 2 | 1 |
|-------------------------------|--|---|---|---|
| Layout - Headlines & Captions | All articles have headlines that capture the reader's attention and accurately describe the content. All articles have a byline. All graphics have captions that adequately describe the people and action in the graphic. | All articles have headlines that accurately describe the content. All articles have a byline. All graphics have captions. | Most articles have headlines that accurately describe the content. All articles have a byline. Most graphics have captions. | Articles are missing bylines OR many articles do not have adequate headlines OR many graphics do not have captions. |
| Who, What, When, Where & How | All articles adequately address the 5 W's (who, what, when, where and how). | 90-99% of the articles adequately address the 5 W's (who, what, when, where and how). | 75-89% of the articles adequately address the 5 W's (who, what, when, where and how). | Less than 75% of the articles adequately address the 5 W's (who, what, when, where, and how). |
| Articles - Interest | The articles contain facts, figures, and/or word choices that make the articles exceptionally interesting to readers. | The articles contain facts, figures, and/or word choices that make the articles interesting to readers. | The article contains some facts or figures but is marginally interesting to read. | The article does not contain facts or figures that might make it interesting to read. |
| Articles - Purpose | 90-100% of the articles establish a clear purpose in the lead paragraph and demonstrate a clear understanding of the topic. | 85-89% of the articles establish a clear purpose in the lead paragraph and demonstrate a clear understanding of the topic. | 75-84% of the articles establish a clear purpose in the lead paragraph and demonstrate a clear understanding of the topic. | Less than 75% of the articles establish a clear purpose in the lead paragraph and demonstrate a clear understanding of the topic. |
| Graphics | Graphics are in focus, are well-cropped and are clearly related to the articles they accompany. | Graphics are in focus and are clearly related to the articles they accompany. | 80-100% of the graphics are clearly related to the articles they accompany. | More than 20% of the graphics are not clearly related to the articles OR no graphics were used. |
| Spelling and Proofreading | No spelling or grammar errors remain after one or more people (in addition to the typist) read and correct the newspaper. | No more than a couple of spelling or grammar errors remain after one or more people (in addition to the typist) read and correct the newspaper. | No more than 3 spelling or grammar errors remain after one or more people (in addition to the typist) read and correct the newspaper. | Several spelling or grammar errors remain in the final copy of the newspaper. |



POETRY JOURNAL

Description: Create a poetry journal including a minimum of 10 poems from the perspectives of different characters in the novel or play you are reading.

Project Requirements

- Your poetry journal should have a theme related to the novel or play.
- Your poetry journal should have a minimum of 10 well thought out poems that include a variety of figurative language.
- Your poems should be written from the perspective of different characters in the novel or play. Please be sure to identify the speaker of each poem.
- You may create your poetry journal in a notebook, binder, OR on the computer.
- Your poetry journal should be visually appealing to your target audience
- Include a title of your poetry journal on the front.
- It must be evident that you put forth time, effort, and creativity.

Due Date: _____

POETRY RUBRIC

Student Name: _____

| CATEGORY | 4 | 3 | 2 | 1 |
|------------------------|---|--|--|--|
| Graphics - Originality | Several of the graphics used in the poetry journal show an exceptional degree of student creativity in their creation and/or display. | One or two of the graphics used in the poetry journal reflect student creativity in their creation and/or display. | The graphics are made by the student, but are based on the designs or ideas of others. | No graphics made by the student are included. |
| Poems - Relevance | All poems are related to the topic and make it easier to understand. | All poems are related to the topic and most make it easier to understand. | All poems relate to the topic. Most borrowed graphics have a source citation. | Poems do not relate to the topic OR several borrowed graphics do not have a source citation. |
| Content - Accuracy | At least 7 themes or events are addressed in the poems. | 5-6 themes or events are addressed in the poems. | 3-4 themes or events are addressed in the poems. | Less than 3 themes or events are addressed in the poems. |
| Creativity | The poetry journal is exceptionally attractive in terms of design, layout, and neatness. | The poetry journal is attractive in terms of design, layout and neatness. | The poetry journal is acceptably attractive though it may be a bit messy. | The poetry journal is distractingly messy or very poorly designed. It is not attractive. |



SALES BROCHURE

Description: Create a sales brochure that advertises an object or home in the novel or play you are reading.

Project Requirements

- Your sales brochure should have a theme related to the novel or play.
- Your sales brochure should be typed with font no larger than 12.
- Your sales brochure should include at least two of the different types of propaganda.
- Your sales brochure should advertise a symbol, object, or home in the novel or play.
- Your sales brochure should be visually appealing to your target audience.
- Include a title of your brochure on the front.
- It must be evident that you put forth time, effort, and creativity.

Due Date: _____

BROCHURE RUBRIC

Student Name: _____

| CATEGORY | 4 | 3 | 2 | 1 |
|-------------------------------|--|---|--|---|
| Writing - Organization | Each section in the brochure has a clear beginning, middle, and end. | Almost all sections of the brochure have a clear beginning, middle and end. | Most sections of the brochure have a clear beginning, middle and end. | Less than half of the sections of the brochure have a clear beginning, middle and end. |
| Writing - Grammar | There are no grammatical mistakes in the brochure. | There are no grammatical mistakes in the brochure after feedback from an adult. | There are 1-2 grammatical mistakes in the brochure even after feedback from an adult. | There are several grammatical mistakes in the brochure even after feedback from an adult. |
| Attractiveness & Organization | The brochure has exceptionally attractive formatting and well-organized information. | The brochure has attractive formatting and well-organized information. | The brochure has well-organized information. | The brochure's formatting and organization of material are confusing to the reader. |
| Content - Accuracy | All facts in the brochure are accurate. | 99-90% of the facts in the brochure are accurate. | 89-80% of the facts in the brochure are accurate. | Fewer than 80% of the facts in the brochure are accurate. |
| Graphics/Pictures | Graphics go well with the text and there is a good mix of text and graphics. | Graphics go well with the text, but there are so many that they distract from the text. | Graphics go well with the text, but there are too few and the brochure seems \"text-heavy\". | Graphics do not go with the accompanying text or appear to be randomly chosen. |